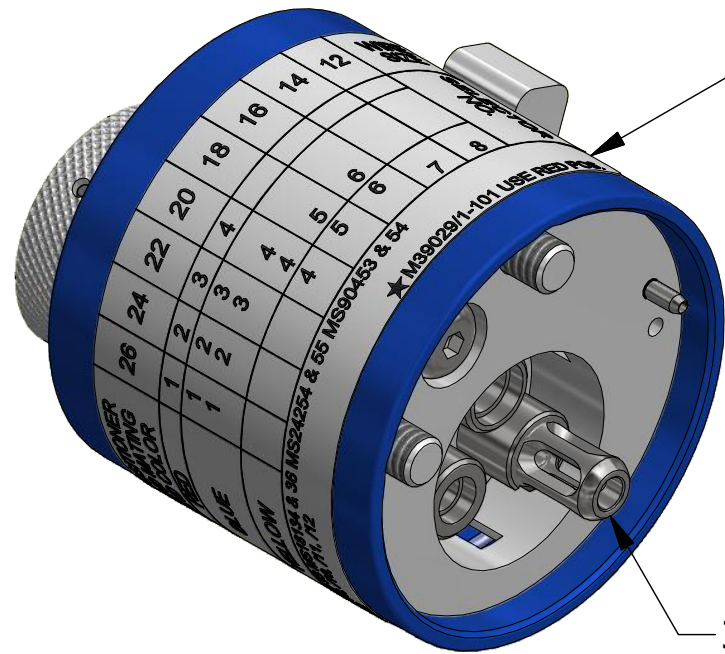


REVISIONS

REV	ECO NO.	DESCRIPTION	BY	DATE	APP'D BY	DATE
1		REDRAWN	AAM	7/7/1998	DE	7/7/1998
2		REVISED DATAPLATE	JWJ	2/9/1999	RRR	2/2/1999
3	23573	UPDATED & REDRAWN	TonyD	2/20/2015		



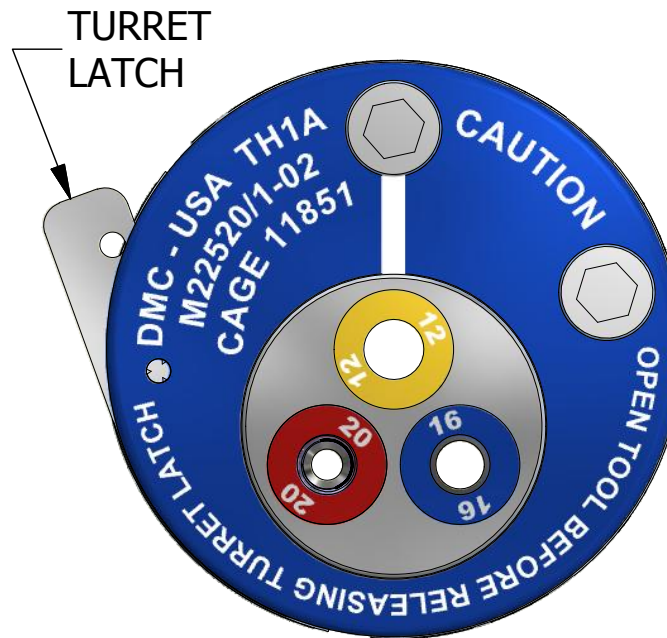
DATAPLATE

CONTACT SIZE	POSITIONER AND MATING END COLOR	26	24	22	20	18	16	14	12	WIRE SIZE	SELECTOR NO.
20-20	RED	1	2	3	4						
16-22	BLUE	1	2	3	4						
16-20★		1	2	3	4	5	6				
12-16	YELLOW				4	5	6				
12-12								7	8		

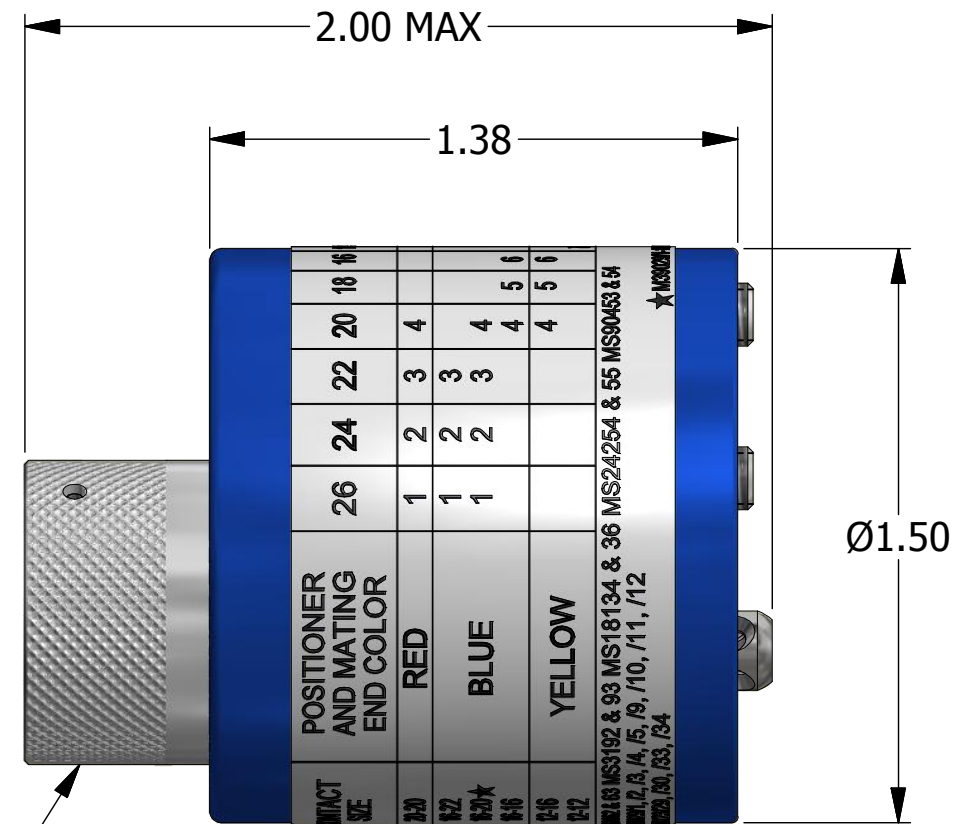
MS3162 & 63 MS3192 & 93 MS18134 & 36 MS24254 & 55 MS90453 & 54
 M39029/1, /2, /3, /4, /5, /9, /10, /11, /12
 M83723/29, /30, /33, /34 ★ M39029/1-101 USE RED POS.

3X POSITIONER INSERTS

**UNCONTROLLED DOCUMENT
 WILL NOT BE UPDATED**
 DIMENSIONS IN INCHES - UNLESS OTHERWISE SPECIFIED



TURRET LATCH



TURRET

INSERT COLOR	HOLE DIMENSIONS	ADDITIONAL FEATURES
RED	∅.081 ∇THRU	└┐∅.106 ∇.30
BLUE	∅.125 ∇THRU	└┐∅.156 ∇.055
YELLOW	∅.173 ∇.THRU	└┐∅.206 ∇.055

MATERIAL	ITEM	PART NO.	QTY.	DESCRIPTION / REMARKS
N/A	DRN. A. MOO-YOUNG CHK'D.	DATE 5/30/1997 DATE		DMC DANIELS MANUFACTURING CORP. ORLANDO, FLORIDA CAGE 11851
RESTRICTED & CONFIDENTIAL CONFIDENTIAL PROPERTY OF DANIELS MANUFACTURING CORP. NOT TO BE DISCLOSED TO OTHERS. REPRODUCTION OR USED FOR ANY OTHER PURPOSE EXCEPT AS AUTHORIZED IN WRITING BY DANIELS MANUFACTURING. MUST BE RETURNED TO DANIELS MANUFACTURING CORP. ON COMPLETION OF ORDER OR PURPOSES FOR WHICH LENT.	HEAT TREAT	N/A		NOTE: THIS DRAWING IS AN OUTLINE DRAWING OF THE RESPECTIVE DMC PART NUMBER INDICATED. ACTUAL DMC PART NUMBER IS CAD PART NUMBER WITHOUT THE "-ENV" SUFFIX
CREATED FROM AN INVENTOR MODEL. CHANGES MUST BE REFLECTED IN THE 3D PART	FINISH	N/A		TITLE TURRET HEAD (M22520/1-02) ENVELOPE DRAWING WHERE USED: AF8
DO NOT SCALE DRAWING				SIZE B SCALE 2:1 CAD P/N TH1A-ENV SHEET 1 OF 1 DWG. NO. TH1A REV. 3