

## SUMMARY



### # Wires

Low	5
High	0
Coax	0
Triax	0
Quad	0
Fiber	0
Fluidic	0

### Download

[Request a quote](#)

[Catalog](#)

Series	1M
Termination type	Female crimp
IP rating	68
Cable Ø	0.00 - 0.00 mm
Matching parts	FMP.1M.305.XLC

## TECHNICAL DETAILS

### Mechanics

Shell Style/Model	EG*: Fixed receptacle, nut fixing
Keying	3 keys (beta=150, gamma=60, plug: male contacts, receptacle: female contacts)
Housing Material	Environment friendly aluminium (nickel plated, anthracite color) shell and nut, other pieces bronze/brass
Cable Fixing	∅0 - 0 mm
Variant	

### Performance

Configuration	1M.305 : 5 Low Voltage
Insulator	
Rated Current	9.0 Amps

### Specifications

Contact Type: Crimp
Max. Matings: 5000
Contact Retention: 30 N
Contact Dia.: 0.9 mm (0.035in)
Bucket Dia.: 1.1 mm (0.043in)
Min. Conductor: 0.25 mm <sup>2</sup> (AWG 24)
Max. Conductor: 0.5 mm <sup>2</sup> (AWG 20)

R (max): 4.8 mOhm  
 Test voltage (kV rms) Contact-contact: 1.3  
 Test voltage (kV rms) Contact-shell: 1.3

## Others

Humidity (max): <=95% [at 60 deg C /140 F]  
 Vibration: 15 g [10 Hz - 2000 Hz]  
 Shock Resistance: 100 g [ 6 ms]  
 Operating temperature: -55° C/ +200° C  
 Climatical Category: 15/200/21 (Al. shell)  
 Lighting strike EIA 364-75 10K amps - 6 times  
 EMI Shielding EIA 364-66A - 1Ghz-80 dB,3GHz-70 dB,6GHz- 58dB  
 IP Rating: 68

## DRAWINGS

### Draws



### Dimensions


















	C	D	E	Ls	Ls	P	S1	S2	e
mm.	14.2	6.8	4.5	18.3	18.3	5.3	9.5	13	M11x1.0
in.	0,56	0,27	0,18	0,72	0,72	0,21	0,37	0,51	

## RECOMMENDED BY LEMO

### Tools

Crimp Tool: DPC.91.701.V  
 Crimp settings: AWG/Selector = 20-22-24/6-5-5  
 Positionner: DCE.91.090.3MVM  
 Extractor: DCF.93.090.4LT  
 Replacement contact: EGN.0M.660.ZZM

## Cables

CMN.05.T20.057PGCE	PVC	GREY	
CMN.05.T20.057PGZE		Grey	
CMN.05.T20.057PNCE	PVC	Black	
CMN.05.T20.057PNZE			
CMN.05.T20.057QGZE	TPR (medical)	Grey	
CMN.05.T22.051PGCE	PVC	GREY	
CMN.05.T22.051PGZE		Grey	
CMN.05.T22.051PNCE	PVC	Black	
CMN.05.T22.051PNZE			
CMN.05.T22.051QGZE	TPR (medical)	Grey	
CMN.05.T28.029PGCE	PVC	GREY	
CMN.05.T28.029PGZE		Grey	
CMN.05.T28.029PNCE	PVC	Black	
CMN.05.T28.029PNZE			
005 050	PVC	Black	
050 090	PVC	Black	
050 140	PVC	Grey	
150 250	PVC	Grey	
250 500	PVC	Grey	